



District Report Card: 2017


State: Tamil Nadu	District: Pudukkottai
Class: 3	Subject: Language
Schools: 61	Students: 845


Participation/Coverage


Students

 GENDER	Boys		Girls	
	Number	%	Number	%
	419	49.59	426	50.41

 AREA	Rural		Urban	
	Number	%	Number	%
	712	84.26	133	15.74

 CATEGORY	SC		ST		OBC		GEN	
	Number	%	Number	%	Number	%	Number	%
	209	24.73	0	0.00	632	74.79	4	0.47

 CWSN	LD	VI	HI	S&LD	ID	Oth
	0	0	1	1	0	0

 Management	Government		Government-aided	
	Number	%	Number	%
	694	82.13	151	17.87

Average Performance of Students in Language (%)

Overall	Gender		Area		Management		Social Group			
	Male	Female	Rural	Urban	Govt.	Aided	SC	ST	OBC	GEN
53.70	53.38	54.02	53.49	54.84	54.88	48.30	55.06	0.00	53.31	45.00

Performance on Learning Outcomes (LOs)

Learning Outcomes	Description	Average Performance(%)
L304	Reads small texts with comprehension i.e., identifies main ideas, details, sequence and draws conclusions	53.98
L312	Reads printed scripts on the classroom walls: poems, posters, charts etc.	53.16

Range of Performance of Students who Answered Correctly							
Below 30%		30% - 50%		50% - 75%		Above 75%	
Number	%	Number	%	Number	%	Number	%
116	13.73	257	30.41	349	41.30	123	14.56

Lowest Performing Learning Outcomes (LOs)

1 - Reads printed scripts on the classroom walls: poems, posters, charts etc. (53.16)

2 - Reads small texts with comprehension i.e., identifies main ideas, details, sequence and draws conclusions (53.98)